





(1,27mm) .050"

FW SERIES



FW-20-05-G-D-500-075

FW-10-05-G-D-400-090-A



SMT MICRO BOARD STACKER

SPECIFICATIONS

For complete specifications and recommended PCB layouts see www.samtec.com?FW

Insulator Material:

Black Liquid Crystal Polymer

Terminal Material:

Phosphor Bronze

Plating:

Sn or Au over 50µ" (1,27µm) Ni

Current Rating:

1.75A @ 80°C ambient

Operating Temp Range:

-55°C to +125°C

RoHS Compliant:

Yes

Processing:

Lead-Free Solderable:

Yes

SMT Lead Coplanarity:

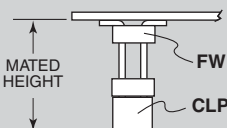
(0,10mm) .004" max (02-30)

(0,15mm) .006" max (31-50)



Mates with:
CLP, FFSD, FLE

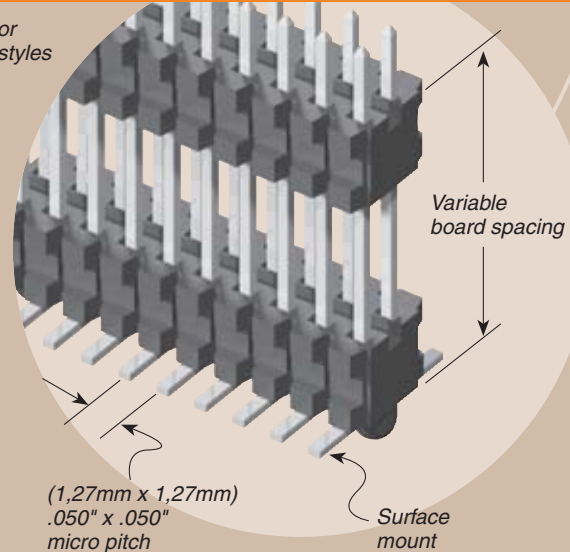
APPLICATIONS



LEAD STYLE		MATED HEIGHT*
FW	CLP	
FW-XX-03-X-X-233-065	-02	(8,13) .320
FW-XX-03-X-X-303-065		(9,91) .390

*Processing conditions will affect mated height.

Low profile or skyscraper styles



(1,27mm x 1,27mm) .050" x .050" micro pitch

1,27mm FW/CLP	Rated @ 3dB Insertion Loss
17,7mm Stack Height	
Single-Ended Signaling	3.0 GHz / 6.0 Gbps
Differential Pair Signaling	4.0 GHz / 8.0 Gbps

Performance data for other stack heights and complete test data available at www.samtec.com?FW or contact sig@samtec.com.

FW	NO. PINS PER ROW	LEAD STYLE	PLATING OPTION	D	STACKER HEIGHT	POST HEIGHT	OPTION
	02 thru 50	Specify LEAD STYLE from chart	<p>-F = Gold flash on post, Matte Tin on tail</p> <p>-L = 10µ" (0,25µm) Gold on post, Matte Tin on tail</p> <p>-G = 10µ" (0,25µm) Gold on post, Gold flash on tail</p>		<p>-“XXX” = Stacker Height (in inches) Example: -250 = (6,35mm) .250"</p>	<p>-“XXX” = Post Height (in inches) (1,65mm) .065" minimum Example: -065 = (1,65mm) .065"</p>	<p>-ES = End Shroud (-075 post height only. Mate only with CLP) (5,46mm) .215" to (15,49mm) .610" stacker height only 9 pins/row min.</p> <p>-EP = End Shroud with Guide Post (-075 post height only. Mate only with CLP.) (5,46mm) .215" to (15,49mm) .610" stacker height only 9 pins/row min.</p> <p>-A = Alignment Pin (3 positions min.) (5,46mm) .215" to (15,75mm) .620" stacker height only</p> <p>-P = Pick & Place Pad (5 positions min.)</p> <p>-TR = Tape & Reel (Post+Stacker Height = (17,46mm) .6875 max.)</p>

LEAD STYLE	STACKER HEIGHT	STACKER + POST
-03	(5,46) to (8,51) .215 to .335	(7,11) to (10,16) .280 to .400
-05	(8,64) to (15,49) .340 to .610	(10,29) to (17,15) .405 to .675

ALSO AVAILABLE

- Smaller stack heights. Call Samtec.

TAPE & REEL AVAILABILITY

No tooling charges. Minimum order is the lesser of a full reel quantity or 125 pieces. Order any quantity above minimum. In-house design, manufacture. Quick turn-around. Call Samtec for specifications and ordering information.

Note: This Series is non-standard, non-returnable.

Due to technical progress, all designs, specifications and components are subject to change without notice.

WWW.SAMTEC.COM